

## Post-Op Instructions for Anatomic Total Shoulder Arthroplasty

Jason R. Ferrel, M.D.

### DIET

- Begin with clear liquids and light foods (jello, soups, etc.)
- Progress to your normal diet if you are not nauseated

### WOUND CARE

- Maintain your operative dressing, loosen bandage if swelling or discomfort occurs
- Remove surgical dressing on the **third** post-operative day – if minimal drainage is present, apply a clean dressing over incisions and change daily.
- You will have a mesh-like covering over your incision. Please keep this intact until it falls off. You may trim the edges if needed and completely remove once most of the mesh has fallen off (not sooner than 2 weeks after surgery).
- To avoid infection, keep surgical incisions clean and dry – you may shower by placing a plastic covering over the surgical site beginning the day after surgery.
- You can get your wound wet in the shower after the first postoperative visit. NO immersion in a bath until 6 weeks after surgery.

### MEDICATIONS

- If you received surgical block, it is normal to have numbness and inability to move the extremity for at least 12 hours after surgery. This will help with pain control.
- Local anesthetics are injected into the wound and joint at the time of surgery. This will wear off within 8-12 hours. Patients commonly encounter more pain on the first or second day after surgery when swelling peaks.
- Most patients will require some narcotic pain medication for a short period of time – this can be taken as directed on the bottle.
- Common side effects of the pain medication are nausea, drowsiness, and constipation. To decrease the side effects, take the medication with food. We recommend a stool softener such as Colace (docusate) available over the counter and be sure to drink plenty of water.
- If you are having problems with nausea and vomiting, contact the office to possibly have your medications changed.
- **Do not drive a car or operate machinery while taking the narcotic medication**

- Please avoid alcohol use while taking narcotic pain medication
- If you are having pain that is not being controlled by the pain medication prescribed, you may take an over-the-counter anti-inflammatory medication such as ibuprofen (600mg every 6 hours or 800mg every 8 hours) or naproxen as needed in between doses of pain medication. This will help to decrease pain and decrease the amount of narcotic medication required. Please take as directed on the bottle.
- For 2 weeks following surgery take one aspirin tablet daily to lower the risk of developing a blood clot after surgery (as prescribed). Please contact the office should severe calf pain occur, or significant swelling of the calf or ankle occur.

## **ACTIVITY**

- Your sling is to be worn for 6 weeks following surgery.
- Once the block has worn off, 24 hours after surgery, you may remove the sling to perform elbow/wrist/hand exercises, careful not to move the shoulder. Perform the following elbow and wrist motion exercises 2-3 times daily- active elbow and wrist extension and flexion without resistance.
- Formal physical therapy (PT) typically begins after your sling has been discontinued. A prescription and protocol will be provided at your 6-week postoperative visit.
- When sleeping or resting, inclined positions (i.e. reclining chair) and a pillow under the forearm for support may provide better comfort
- Avoid long periods of sitting (without arm supported) or long distance traveling for 2 weeks
- NO driving until instructed otherwise by physician
- May return to sedentary work ONLY or school 3-4 days after surgery, if pain is tolerable

## **SLING IMMOBILIZER**

- Your sling immobilizer should be worn at all times except for hygiene and exercise.
- Your sling is to be worn for 6 weeks following surgery
- No driving until sling discontinued.

## ICE THERAPY

- Icing is very important in the initial post-operative period and should begin immediately after surgery.
- Use icing machine continuously or ice packs (if machine not prescribed) for 20-30 minutes every 2 hours daily until your first post-operative visit. Avoid frostbite to the skin by not using icepacks for more than 30 minutes at a time.
- You do not need to wake up in the middle of the night to change over the ice machine or icepacks unless you are uncomfortable

## EMERGENCIES

Contact Dr. Ferrel's office at 614-545-7958 if any of the following are present:






- Painful swelling or numbness (note that some swelling and numbness is normal)
- Unrelenting pain or calf pain
- Fever (over 101° F – it is normal to have a low-grade fever (<100°) for the first day or two following surgery) or chills
- Redness around incisions
- Continuous drainage or bleeding from incision (a small amount of drainage is expected)
- Difficulty breathing
- Excessive nausea/vomiting

If you have an emergency **after office hours** or on the weekend, contact the office at 614-545-7900 and you will be connected to our pager service. This will connect you with the Physician on call.

If you have an emergency that requires immediate attention proceed to the nearest emergency room.

## FOLLOW-UP CARE/QUESTIONS

- If you do not already have a post-operative appointment scheduled, please contact our scheduler at 614-545-7958 to schedule.
- Your first post-operative appointment will be scheduled with either Dr. Ferrel or his designated assistant for a quick wound check, physical therapy protocol and to answer any further questions you have regarding the procedure
- Typically, the first post-operative appointment is 7-10 days following surgery for suture removal.

Jason R. Ferrel, MD | 614-545-7958 |      @JasonFerrel\_MD

- If you have any further questions, please contact Dr. Ferrel's office.